




DBV ___V
100V • 130V • 160V • 200V

NIK®

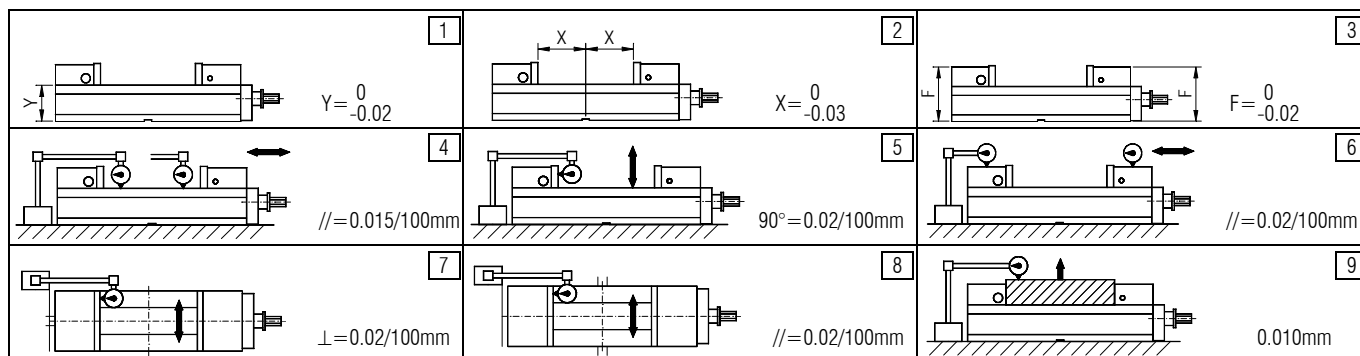
DOUBLE CENTER

NEW EUROPEAN INDUSTRIAL COMPONENTS



PROGETTATA PER CENTRI DI LAVORO • MORSE DI PRECISIONE AUTOCENTRANTI A DOPPIO BLOCCAGGIO • DOPPIA FUNZIONE AUTOCENTRANTE • GANASCE A SPINTA OBLIQUA (**LOCK DOWN**) • STRUTTURA SMORZANTE.

DESIGNED FOR MACHINING CENTERS • SELF-CENTERING PRECISION VICES WITH DOUBLE BLOCKING SYSTEM • DOUBLE SELF-CENTERING FUNCTION • SQUINT THRUST JAWS (**LOCK DOWN**) • VIBRATION-DAMPING STRUCTURE.



NIC s.r.l. NEW EUROPEAN INDUSTRIAL COMPONENTS
CORSO EUROPA, 18/20 • 20020 LAINATE (MILANO) - ITALY



TEL.: (0039) 02 93799100 • FAX: (0039) 02 93799565
INTERNET: www.niksrl.com • E-Mail: nik.srl@niksrl.com

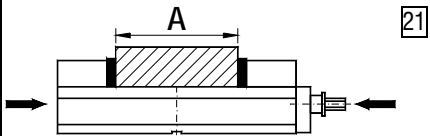
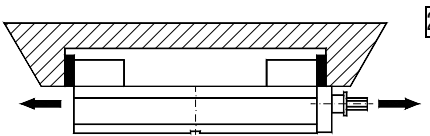
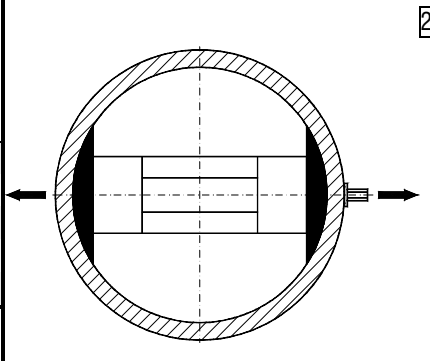
DOUBLE CENTER • DBV 100V • DBV 130V • DBV 160V • DBV 200V

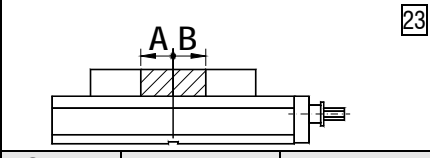
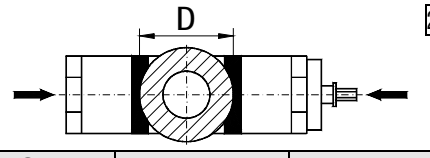
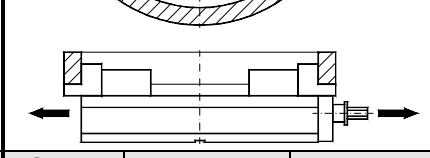
2 in 1: morse autocentranti a doppio bloccaggio con serraggio meccanico a vite

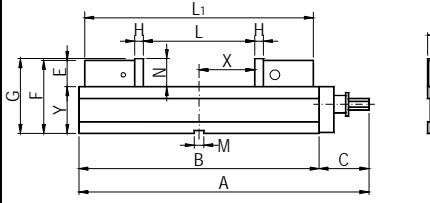
2 in 1: double self-centering vices with screw mechanic clamping

- Morsa in fusione monoblocco.
- Fusione ad alta resistenza in ghisa GGG60 con $R=60\text{kg/mm}^2$.
- Temprata ad induzione fino ad ottenere 45 HRC di durezza per conferire la massima resistenza all'abrasione ed il mantenimento della precisione nel tempo.
- Il pezzo viene serrato saldamente in configurazioni di morse singole o multiple.
- Meccanismo di spinta verso l'interno per eliminare l'innalzamento della ganaschia e del pezzo.
- La protezione antitrucoli integrata su ciascuna morsa, impedisce la caduta dei trucioli all'interno della madre-vite e della morsa.

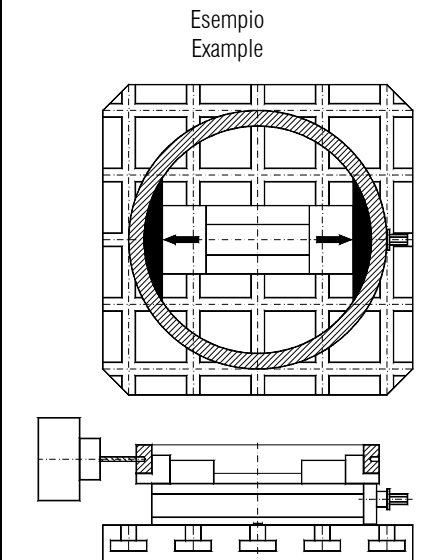
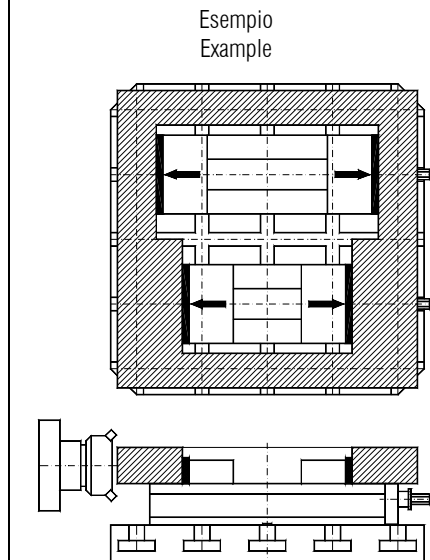
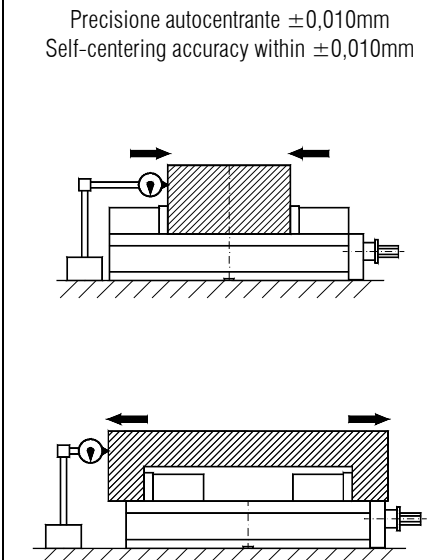
- *Enbloc vice in casting.*
- *Rigid and high tensile casting of cast iron GGG60 with $R=60\text{kgs/mm}^2$.*
- *Vice bed flame hardened to HRC45 takes up wear and maintains accuracy for a long time.*
- *Holding work-piece firmly in single and multiple vices setup.*
- *Clamping power mechanism towards inside to eliminate jaw and workpiece lifting.*
- *Chip cover adopt on each vice for preventing chips falling into lead-screw and inside vice.*

								
MODEL	A = Max.	A = Min.	MODEL	A = Max.	A = Min.	MODEL	D = Max.	D = Min.
DBV 100V	210mm	80mm	DBV 100V	400mm	270mm	DBV 100V	410mm	270mm
DBV 130V	230mm	60mm	DBV 130V	440mm	270mm	DBV 130V	450mm	270mm
DBV 160V	260mm	60mm	DBV 160V	490mm	290mm	DBV 160V	500mm	290mm
DBV 200V	370mm	90mm	DBV 200V	630mm	350mm	DBV 200V	640mm	350mm

								
MODEL	A = Min.	B = Min.	MODEL	D = Max.	D = Min.	MODEL	D = Max.	D = Min.
DBV 100V	48mm	48mm	DBV 100V	180mm	60mm	DBV 100V	410mm	270mm
DBV 130V	48mm	48mm	DBV 130V	220mm	60mm	DBV 130V	450mm	270mm
DBV 160V	48mm	48mm	DBV 160V	230mm	60mm	DBV 160V	500mm	290mm
DBV 200V	63mm	63mm	DBV 200V	340mm	80mm	DBV 200V	640mm	350mm

		KIT STANDARD	OPTIONAL	STANDARD KIT	OPTIONAL
		1 Morsa DBV ___V 1 Manovella 1 Set riparo antitrucoli 2 Chiavette guida 2 Viti M6x10L 4 Staffe di fissaggio 1 Cassa d'imballo	• Piastre speciali per ganasce • Piastre speciali per ganasce su progetto	1 Vice DBV ___V 1 Handle 1 Set of chip cover 2 Guide keys 2 Screw M6x10L 4 Vice locked block 1 Packing case	• Special jaw plates • Special jaw plates on drawing

MODEL	A	B	C	D	E	F 0 -0,03	G	H	L ₂₁	L ₂₂	L ₂₃	M	N	X 0 -0,02	Y 0 -0,02	N.W. [kg]	G.W. [kg]	BOX [cm]
DBV 100V	488	410	78	101	45	125	128	15	80 ÷ 210	270 ÷ 400	0 ÷ 150	16	48	X	80	25	27	60x22x19
DBV 130V	528	450	78	131	52	137	140	15	60 ÷ 230	270 ÷ 440	0 ÷ 170	18	55	X	85	36	38	67x25x21
DBV 160V	578	500	78	161	55	145	148	15	60 ÷ 260	290 ÷ 490	0 ÷ 200	18	58	X	90	52	55	76x28x22
DBV 200V	720	642	78	201	60	155	157	18	90 ÷ 370	350 ÷ 630	0 ÷ 290	18	63	X	95	87	91	86x32x23

Esempio Example 	Esempio Example 	Precisione autocentrante $\pm 0,010\text{mm}$ Self-centering accuracy within $\pm 0,010\text{mm}$ 
--	---	--

I dati riportati non sono impegnativi e possono essere modificati anche senza preavviso

The data are not binding and can be changed for improvement without prior notice